

A

B

C

D

1

1

2

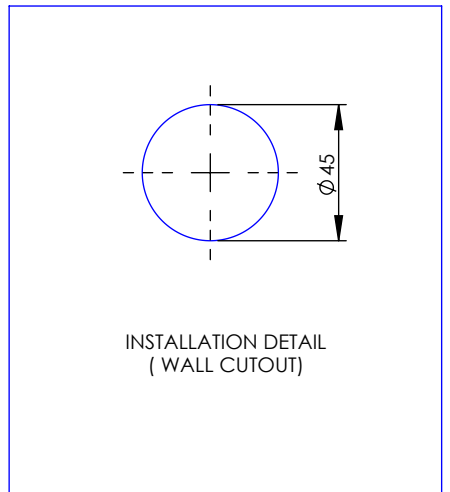
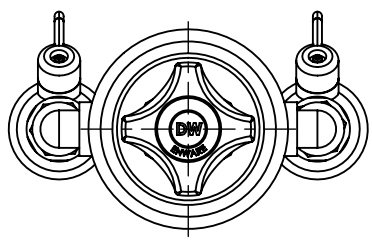
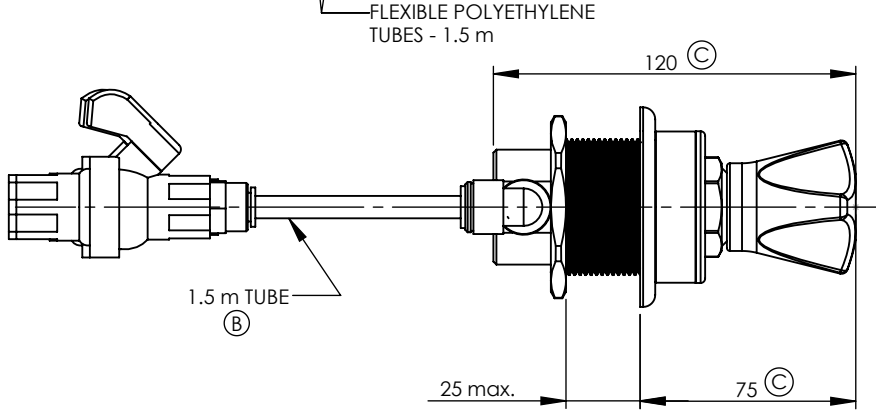
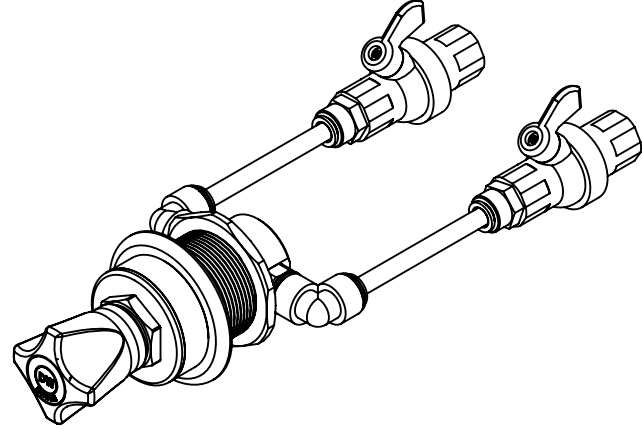
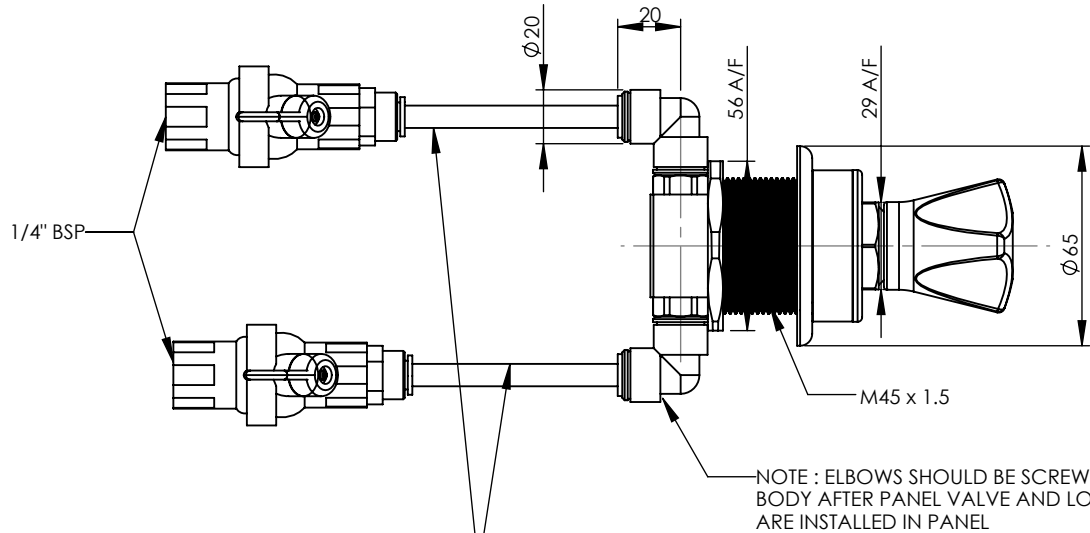
2

3

3

4

4



REVISION				
REV.	DATE	ECN	DESCRIPTION	MODIFIED BY
A	03/07/08		FIRST ISSUE	
B	23/09/08	IN771	672046 WAS 672021, NOTE ADDED - 1.5m TUBE	SM
C	06/05/15	4802	ADDED 672030, 895134, 895700, 886630 WAS 886105, DELETED 372295, DIM.120 WAS 125, 75 WAS 80	KN, TD

GENERAL NOTES:
 - REMOVE ALL BURRS AND SHARP EDGES UNLESS OTHERWISE STATED
 - ALL THREADS TO BE CHAMFERED
 - DIMENSIONS ARE IN mm's
 - DO NOT SCALE OFF DIMENSIONS

TOLERANCE EXCEPT WHERE STATED:
 NO DECIMAL POINT ∕ 2
 ONE DECIMAL PLACE ∕ 1
 ANGLES ∕ 1°

ENWARE RESERVES THE RIGHT TO AMMEND PRODUCT SPECIFICATIONS AND DESIGNS WITHOUT NOTICE

DRAWN	SM
CHECKED	YK
APPROVED	LR

This drawing is the property of Enware Australia Pty Ltd and may not be reproduced in full or part without the written consent of Enware Australia.



9 Endeavour Rd,
 Caringbah, NSW, 2229
 Ph. 61-2-9525-9511
 Fax. 61-2-9524-8421



TITLE LC PURE WATER CONTROL VALVE	
DRAWING NUMBER: LFP029	
FINISH: POWDERCOATED	
SIZE: A4	SCALE: 1:2.5
SHEET: 1 OF 2	

A

B

C

D