

A

B

C

D

1

1

2

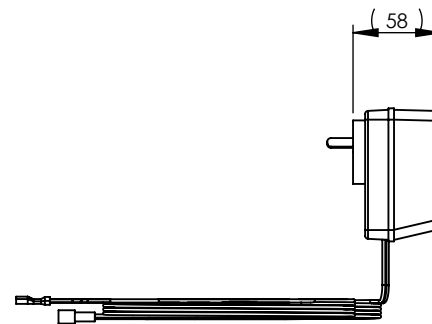
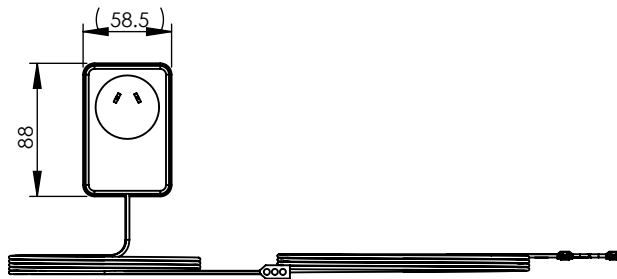
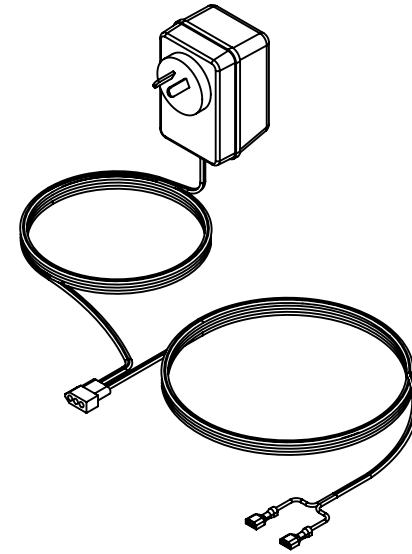
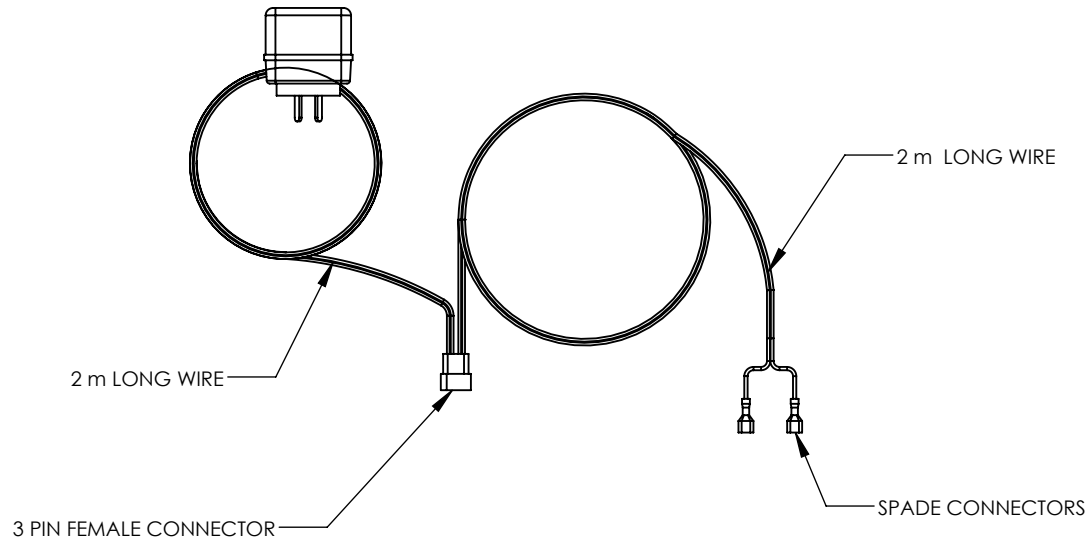
2

3

3

4

4



GENERAL NOTES:
 - REMOVE ALL BURRS AND SHARP EDGES UNLESS OTHERWISE STATED
 - ALL THREADS TO BE CHAMFERED
 - DIMENSIONS ARE IN mm's
 - DO NOT SCALE OFF DIMENSIONS

TOLERANCE EXCEPT WHERE STATED:
 NO DECIMAL POINT √ 2
 ONE DECIMAL PLACE √ 1
 ANGLES √ 1°

ENWARE RESERVES THE RIGHT TO AMMEND PRODUCT SPECIFICATIONS AND DESIGNS WITHOUT NOTICE

DRAWN	TD
CHECKED	AC
APPROVED	ENW



This drawing is the property of Enware Australia Pty Ltd and may not be reproduced in full or part without the written consent of Enware Australia.



9 Endeavour Rd,
 Caringbah, NSW, 2229
 Ph. 61-2-9525-9511
 Fax. 61-2-9524-8421



TITLE
ENMATIC TRANSFORMER TO SUIT WALL SENSOR

DRAWING NUMBER: EMS805

FINISH:	SIZE: A4	SCALE: 1:5	SHEET: 1 OF 2
----------------	----------	------------	---------------

REVISION				
REV.	DATE	ECN	DESCRIPTION	MODIFIED BY
A	18/03/15	4182	FIRST ISSUE	

A

B

C

D