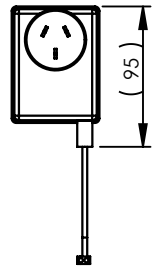
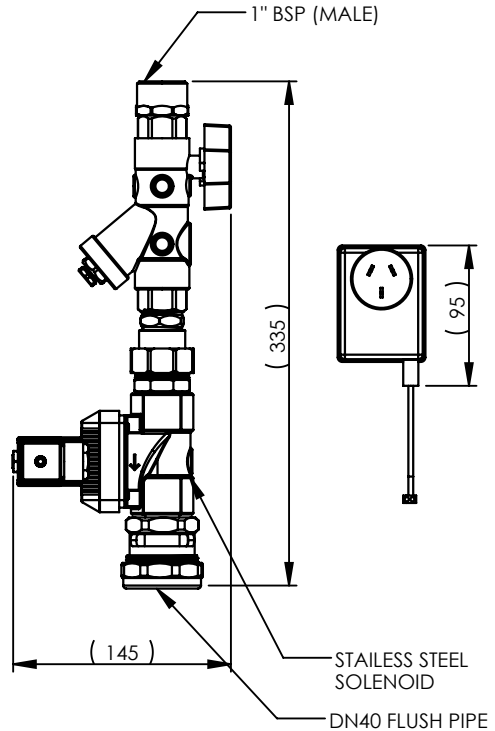
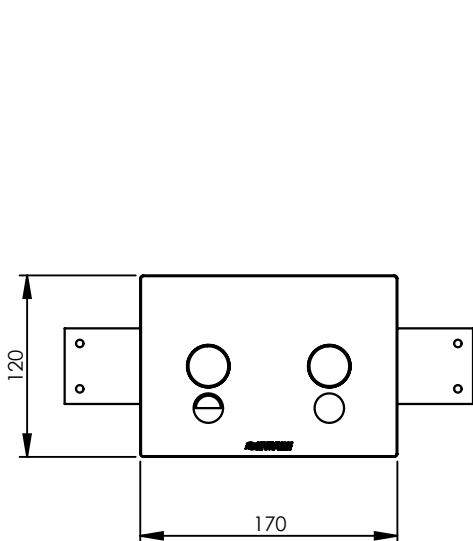
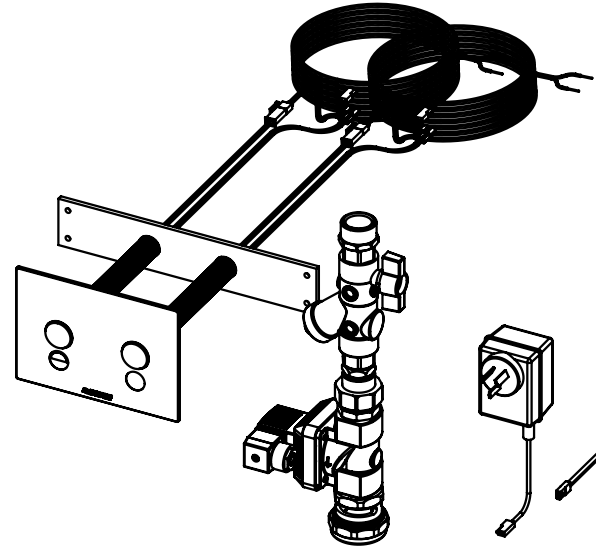
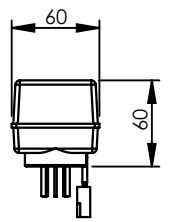
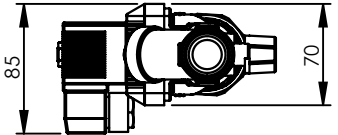
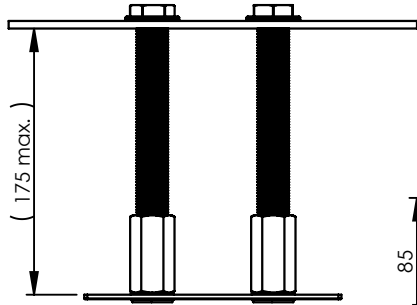


A

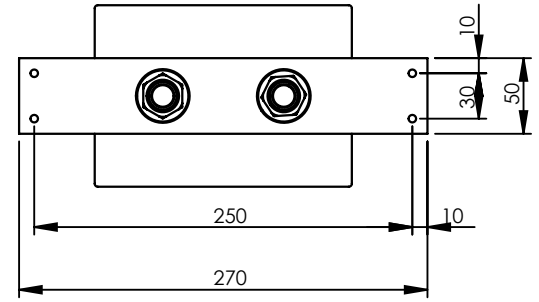
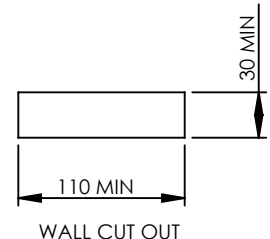
B

C

D



4.5 m TRANSFORMER EXTENSION CABLE



Quality Endorsed Company
 AS/NZS ISO 9001
 LIC No. 1213
 Standards Australia
 ENWARE RESERVES THE RIGHT TO AMMEND PRODUCT SPECIFICATIONS AND DESIGNS WITHOUT NOTICE

GENERAL NOTES:
 - DIMENSIONS ARE IN mm's
 - DO NOT SCALE OFF DIMENSIONS
 - TAPWARE TOLERANCE ± 2 (EXCEPT WHERE STATED)
 - SAFETY SANITARY AND CARE TOLERANCE ± 5 (EXCEPT WHERE STATED)

This drawing is the property of Enware Australia Pty Ltd and may not be reproduced in full or part without the written consent of Enware Australia.

DRAWN	AC
CHECKED	YK
APPROVED	AC

ENWARE
 9 Endeavour Rd,
 Caringbah, NSW, 2229
 Ph. +61 2 8536 4000
 Fax. +61 2 8556 4055

DRAWING NUMBER: EMF412M-3 REV **E.00**
TITLE: WC DUAL FLUSH DUCT EXTEND TAIL 3 STAR
 FINISH: SIZE: A4 SCALE: 1:5

A

B

C

D

UNDO PIEZO CABLES AND FEED THROUGH PIEZO HOLE ON FASCIA.

MOUNT PIEZO THROUGH THE FRONT OF THE FASCIA WITH RED FIBRE WASHER BETWEEN HEX ADAPTOR AND ON THE BACK OF THE FASCIA.

THEN FEED CABLE THROUGH THE HEX ADAPTOR AND ALL THREAD (SCREWED TOGETHER). USE THE HEX ADAPTER TO FIX THE PIEZO IN PLACE.

FIT THE MOUNTING PLATE TO THE ALL THREADS AND ATTACH THE BACKNUTS.

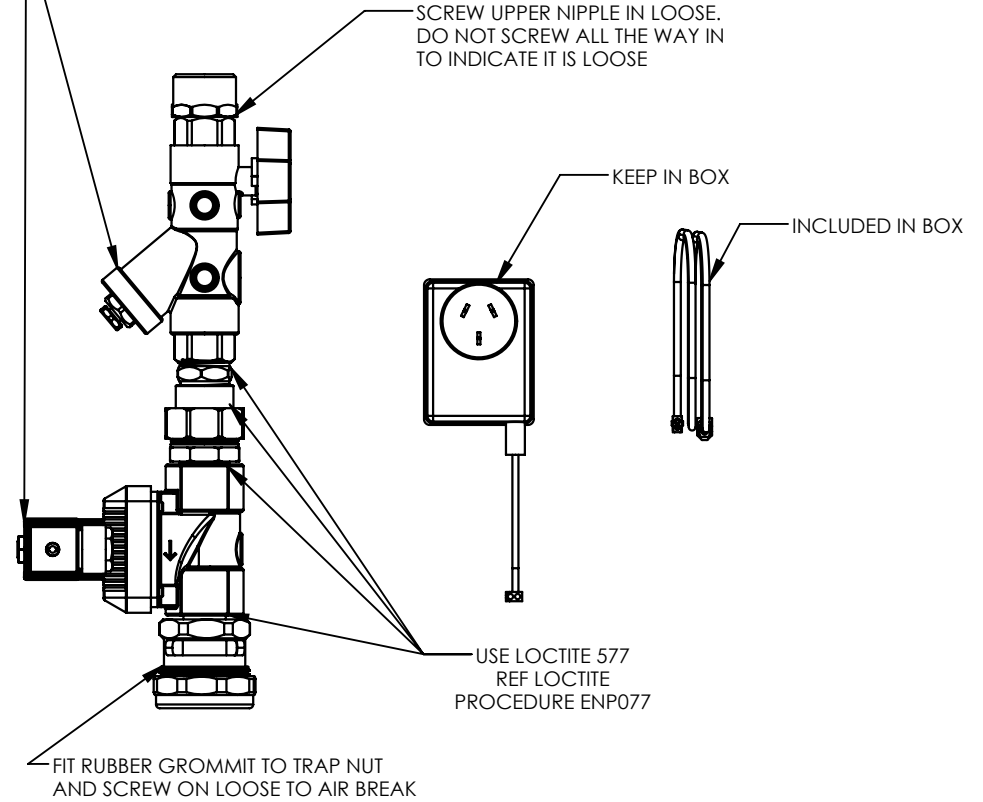
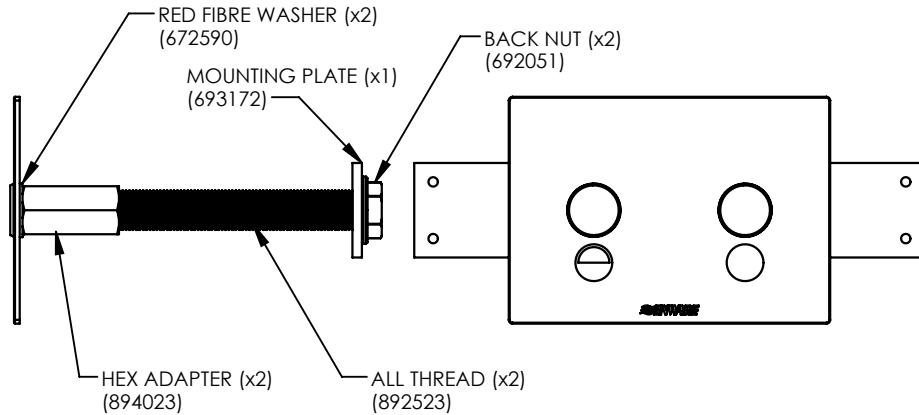
NOTE: ALL CONNECTIONS ON FASCIA TO BE HAND TIGHTENED (DO NOT USE LOCTITE ON FASCIA ASSEMBLY)

ORIENTATE THE FILTER OF THE Y BODY AND THE SOLENOID DRIVER

SCREW UPPER NIPPLE IN LOOSE. DO NOT SCREW ALL THE WAY IN TO INDICATE IT IS LOOSE

KEEP IN BOX

INCLUDED IN BOX



GENERAL NOTES:
 - REMOVE ALL BURRS AND SHARP EDGES UNLESS OTHERWISE STATED
 - ALL THREADS TO BE CHAMFERED
 - DIMENSIONS ARE IN mm's
 - DO NOT SCALE OFF DIMENSIONS

TOLERANCE EXCEPT WHERE STATED:
 NO DECIMAL POINT √ 2
 ONE DECIMAL PLACE √ 1
 ANGLES √ 1°

ENWARE RESERVES THE RIGHT TO AMMEND PRODUCT SPECIFICATIONS AND DESIGNS WITHOUT NOTICE

DRAWN	AC
CHECKED	YK
APPROVED	AC



This drawing is the property of Enware Australia Pty Ltd and may not be reproduced in full or part without the written consent of Enware Australia.



9 Endeavour Rd,
 Caringbah, NSW, 2229
 Ph. 61-2-9525-9511
 Fax. 61-2-9524-8421



TITLE
WC DUAL FLUSH DUCT EXTEND TAIL 3 STAR

DRAWING NUMBER: EMF412M-3

FINISH:

SIZE: A4 SCALE: 1:4 SHEET: 3 OF 4

REVISION				
REV.	DATE	ECN	DESCRIPTION	MODIFIED BY
E	11/03/16	5412	ADDED EXTENSION CABLE 480222; P/N 480779 WAS 672374.	TD

A

B

C

D

1

2

3

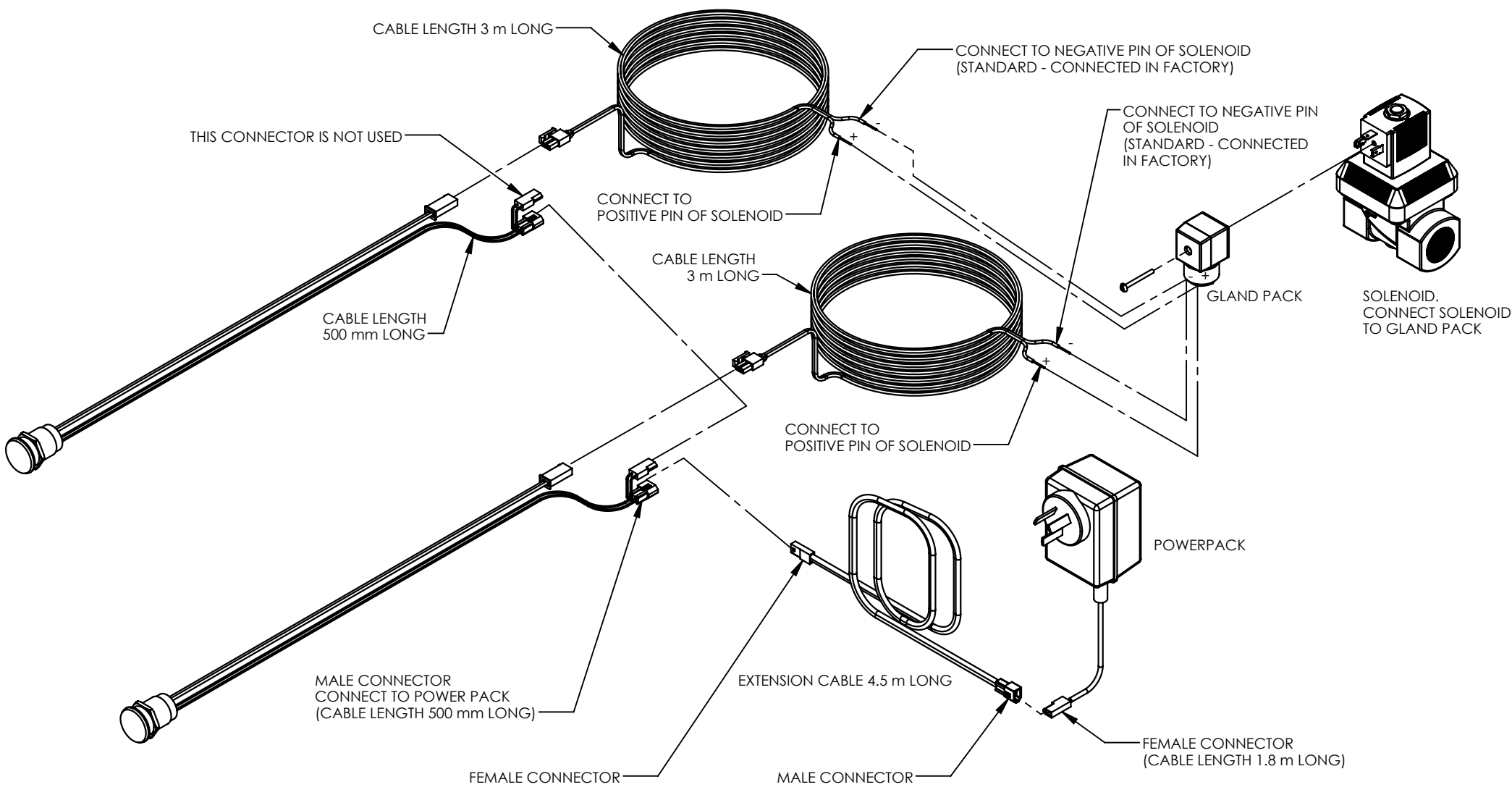
4

1

2

3

4



Quality Endorsed Company
 AS/NZS ISO 9001
 LIC No. 1213
 Standards Australia
 ENWARE RESERVES THE RIGHT TO AMMEND PRODUCT SPECIFICATIONS AND DESIGNS WITHOUT NOTICE

GENERAL NOTES:
 - DIMENSIONS ARE IN mm's
 - DO NOT SCALE OFF DIMENSIONS
 - TAPWARE TOLERANCE / 2 (EXCEPT WHERE STATED)
 - SAFETY SANITARY AND CARE TOLERANCE / 5 (EXCEPT WHERE STATED)

This drawing is the property of Enware Australia Pty Ltd and may not be reproduced in full or part without the written consent of Enware Australia.

DRAWN	AC
CHECKED	YK
APPROVED	AC

ENWARE
 9 Endeavour Rd,
 Caringbah, NSW, 2229
 Ph. +61 2 8536 4000
 Fax. +61 2 8556 4055

DRAWING NUMBER: EMF412M-3
TITLE: WIRING
 FINISH:

REV
E.00

SIZE: A4 SCALE: 1:4

A

B

C

D