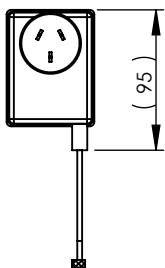
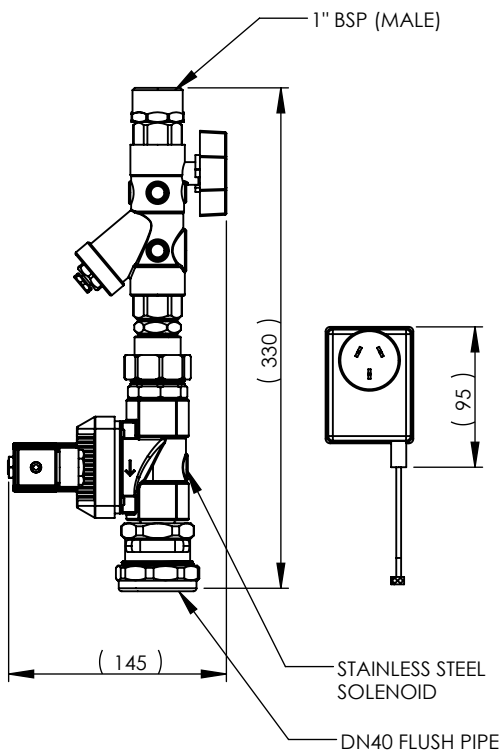
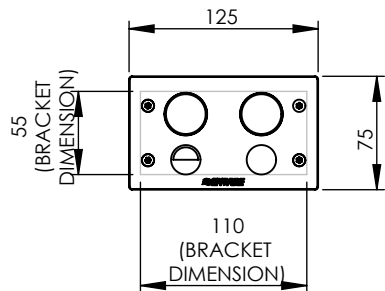
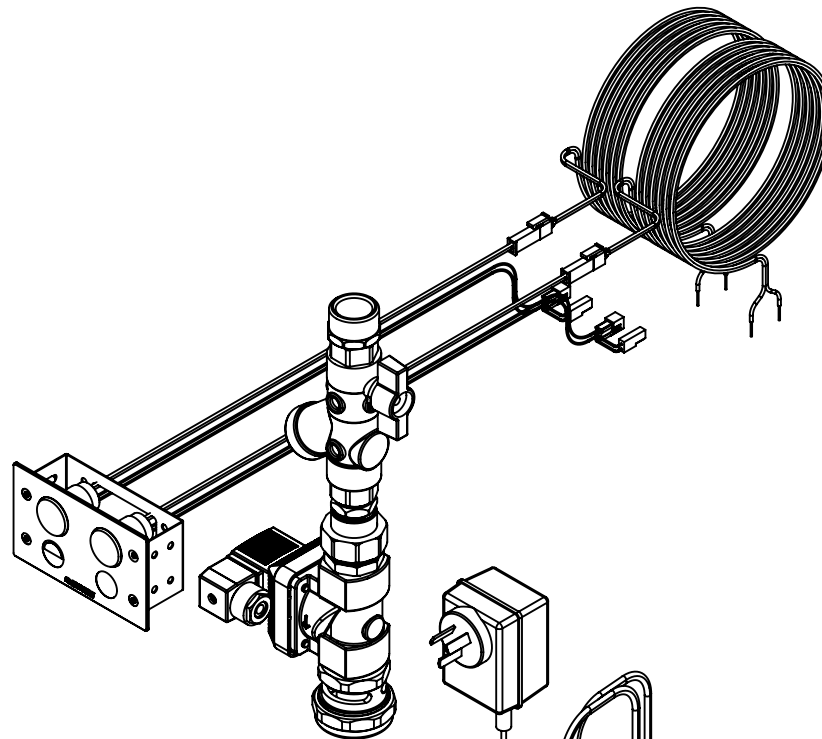
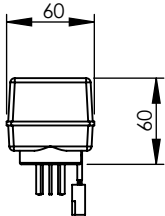
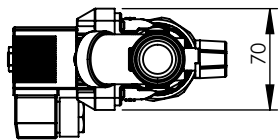
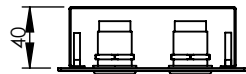


A

B

C

D



4.5 m TRANSFORMER  
EXTENSION CABLE

STAINLESS STEEL  
SOLENOID

DN40 FLUSH PIPE

1

1

2

2

3

3

4

4

**Quality Endorsed Company**  
AS/NZS ISO 9001  
LIC No. 1213  
Standards Australia  
ENWARE RESERVES THE RIGHT TO AMEND PRODUCT SPECIFICATIONS AND DESIGNS WITHOUT NOTICE

**GENERAL NOTES:**  
- DIMENSIONS ARE IN mm's  
- DO NOT SCALE OFF DIMENSIONS  
- TAPWARE TOLERANCE  $\pm 2$  (EXCEPT WHERE STATED )  
- SAFETY SANITARY AND CARE TOLERANCE  $\pm 5$  (EXCEPT WHERE STATED )

This drawing is the property of Enware Australia Pty Ltd and may not be reproduced in full or part without the written consent of Enware Australia.

DRAWN	AC
CHECKED	YK
APPROVED	AC

**ENWARE**

9 Endeavour Rd,  
Caringbah, NSW, 2229  
Ph. +61 2 8536 4000  
Fax. +61 2 8556 4055

DRAWING NUMBER: **EMF410M-4**

REV **E.00**

TITLE:  
**WC DUAL FLUSH DUCT ACCESS 4 STAR**

FINISH:

SIZE: A4

SCALE: 1:5

A

B

C

D

A

B

C

D

UNDO PIEZO CABLES AND FEED THROUGH PIEZO HOLE ON FASCIA

MOUNT PIEZO THROUGH THE FRONT OF THE FASCIA WITH RED FIBRE WASHER BETWEEN PIEZO NUT AND ON THE BACK OF THE FASCIA

ORIENTATE THE FILTER OF THE Y BODY AND THE SOLENOID DRIVER

FIX FASCIA TO FASCIA MOUNT AND FIX IN PLACE WITH TORX SCREWS

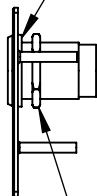
SCREW UPPER NIPPLE IN LOOSE. DO NOT SCREW ALL THE WAY IN TO INDICATE IT IS LOOSE

USE LOCTITE 577 REF LOCTITE PROCEDURE ENP077

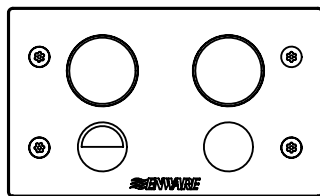
KEEP IN BOX

INCLUDED IN BOX

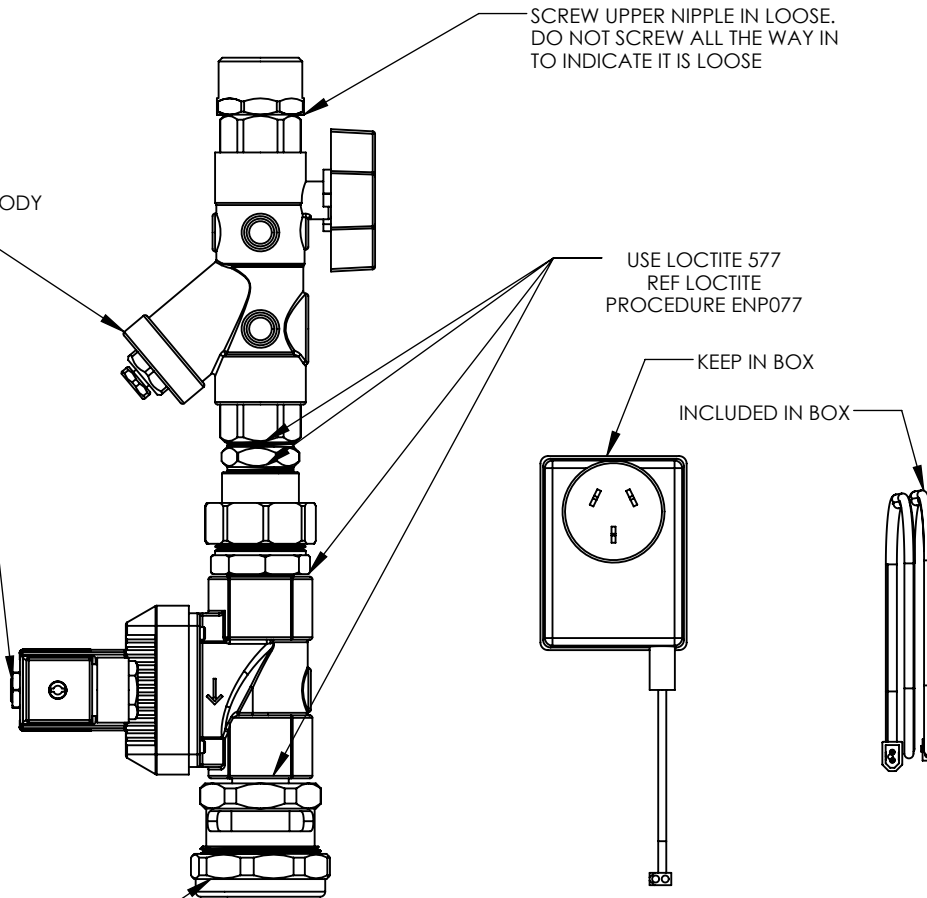
RED FIBRE WASHER (672590)




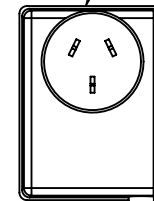
PIEZO BUTTON NUT



NOTE: INCLUDE TORX SCREW DRIVER BIT IN WITH EACH ASSEMBLY(672483)



FIT RUBBER GROMMIT TO TRAP NUT AND SCREW ON LOOSE TO AIR BREAK



**GENERAL NOTES:**  
 - REMOVE ALL BURRS AND SHARP EDGES UNLESS OTHERWISE STATED  
 - ALL THREADS TO BE CHAMFERED  
 - DIMENSIONS ARE IN mm's  
 - DO NOT SCALE OFF DIMENSIONS

**TOLERANCE EXCEPT WHERE STATED:**  
 NO DECIMAL POINT  $\pm 0.2$   
 ONE DECIMAL PLACE  $\pm 0.1$   
 ANGLES  $\pm 1^\circ$

ENWARE RESERVES THE RIGHT TO AMMEND PRODUCT SPECIFICATIONS AND DESIGNS WITHOUT NOTICE

DRAWN AC  
 CHECKED YK  
 APPROVED AC



This drawing is the property of Enware Australia Pty Ltd and may not be reproduced in full or part without the written consent of Enware Australia.



9 Endeavour Rd,  
 Caringbah, NSW, 2229  
 Ph. 61-2-9525-9511  
 Fax. 61-2-9524-8421



TITLE  
**WC DUAL FLUSH DUCT ACCESS 4 STAR**

DRAWING NUMBER: **EMF410M-4**

FINISH:  
 SIZE: A4 SCALE: 1:3 SHEET: 3 OF 4

REVISION

REV.	DATE	ECN	DESCRIPTION	MODIFIED BY
E	15/03/16	5412	ADDED EXTENSION CABLE 480222; P/N 480779 WAS 672374.	TD

A

B

C

D

1

2

3

4

1

2

3

4

A

B

C

D

1

2

3

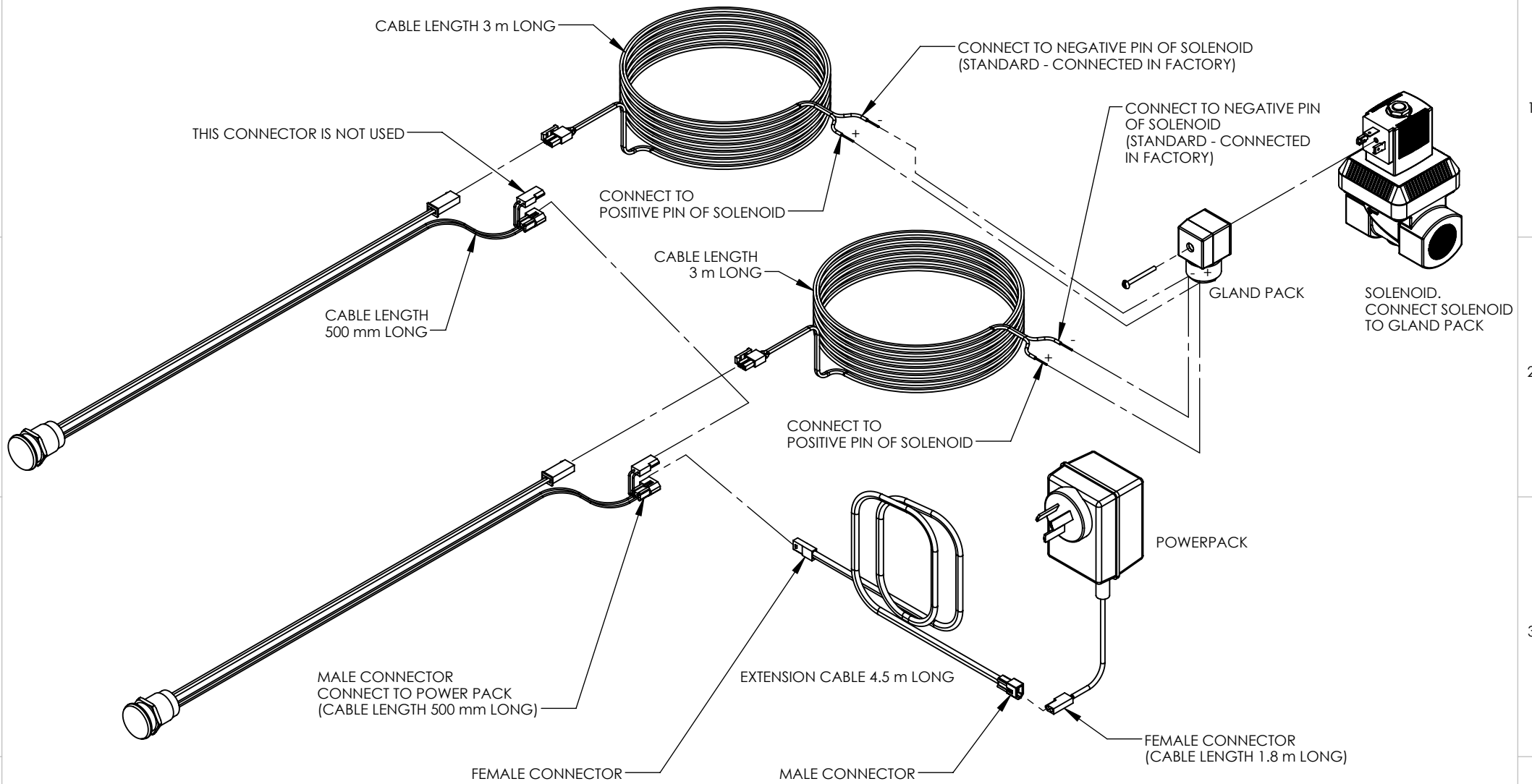
4

1

2

3

4



**Quality Endorsed Company**  
 AS/NZS ISO 9001  
 LIC No. 1213  
 Standards Australia  
 ENWARE RESERVES THE RIGHT TO AMMEND PRODUCT SPECIFICATIONS AND DESIGNS WITHOUT NOTICE

**GENERAL NOTES:**  
 - DIMENSIONS ARE IN mm's  
 - DO NOT SCALE OFF DIMENSIONS  
 - TAPWARE TOLERANCE  $\nabla$  2 (EXCEPT WHERE STATED )  
 - SAFETY SANITARY AND CARE TOLERANCE  $\nabla$  5 (EXCEPT WHERE STATED )

This drawing is the property of Enware Australia Pty Ltd and may not be reproduced in full or part without the written consent of Enware Australia.

DRAWN	AC
CHECKED	YK
APPROVED	AC

**ENWARE**  
 9 Endeavour Rd,  
 Caringbah, NSW, 2229  
 Ph. +61 2 8536 4000  
 Fax. +61 2 8556 4055

**DRAWING NUMBER: EMF410M-4** REV **E.00**  
**TITLE: WIRING**  
 FINISH: SIZE: A4 SCALE: 1:4

A

B

C

D