

A

B

C

D

1

1

2

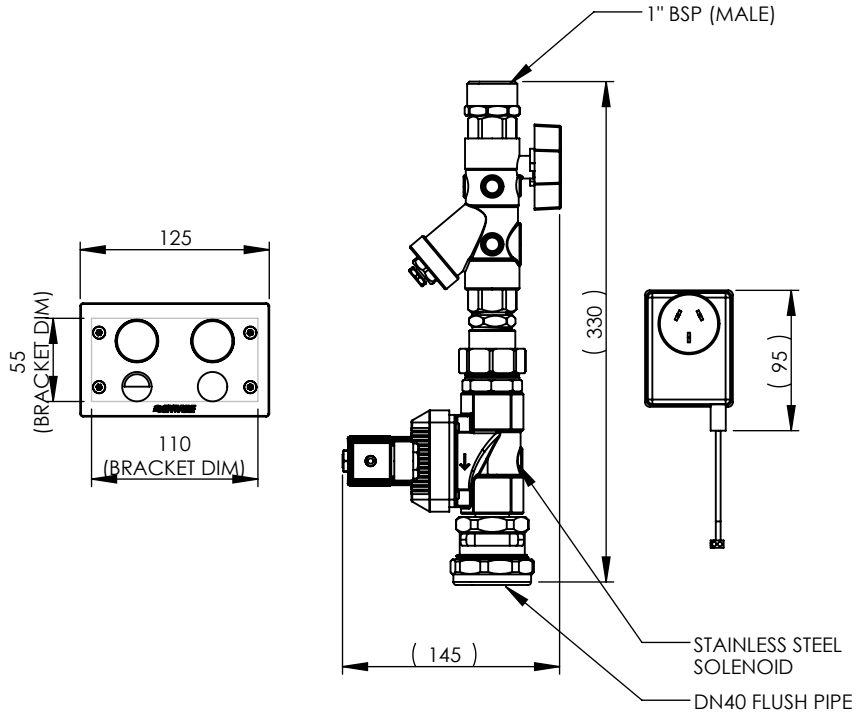
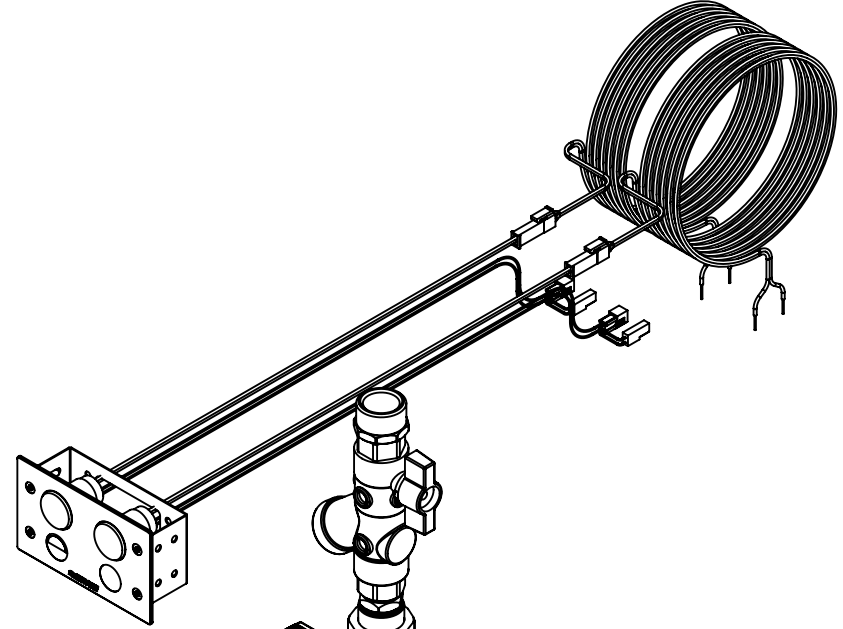
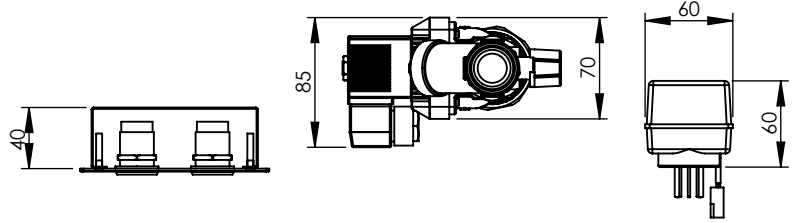
2

3

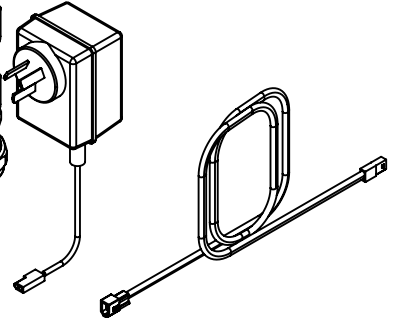
3

4

4



4.5 m TRANSFORMER  
EXTENSION CABLE



**Quality Endorsed Company**  
AS/NZS ISO 9001  
LIC No. 1213  
Standards Australia  
ENWARE RESERVES THE RIGHT TO AMMEND PRODUCT SPECIFICATIONS AND DESIGNS WITHOUT NOTICE

**GENERAL NOTES:**  
- DIMENSIONS ARE IN mm's  
- DO NOT SCALE OFF DIMENSIONS  
- TAPWARE TOLERANCE  $\pm 2$  (EXCEPT WHERE STATED )  
- SAFETY SANITARY AND CARE TOLERANCE  $\pm 5$  (EXCEPT WHERE STATED )

This drawing is the property of Enware Australia Pty Ltd and may not be reproduced in full or part without the written consent of Enware Australia.

DRAWN	AC
CHECKED	YK
APPROVED	AC

**ENWARE**  
9 Endeavour Rd,  
Caringbah, NSW, 2229  
Ph. +61 2 8536 4000  
Fax. +61 2 8556 4055

**DRAWING NUMBER: EMF410M-3** REV **E.00**  
**TITLE: WC DUAL FLUSH DUCT ACCESS 3 STAR**  
FINISH: SIZE: A4 SCALE: 1:5

A

B

C

D

A

B

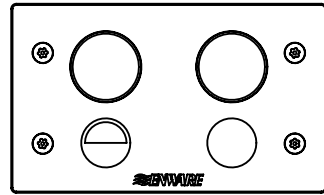
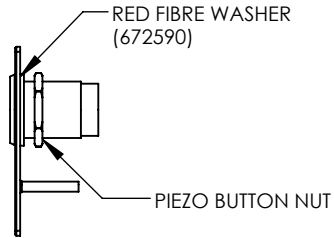
C

D

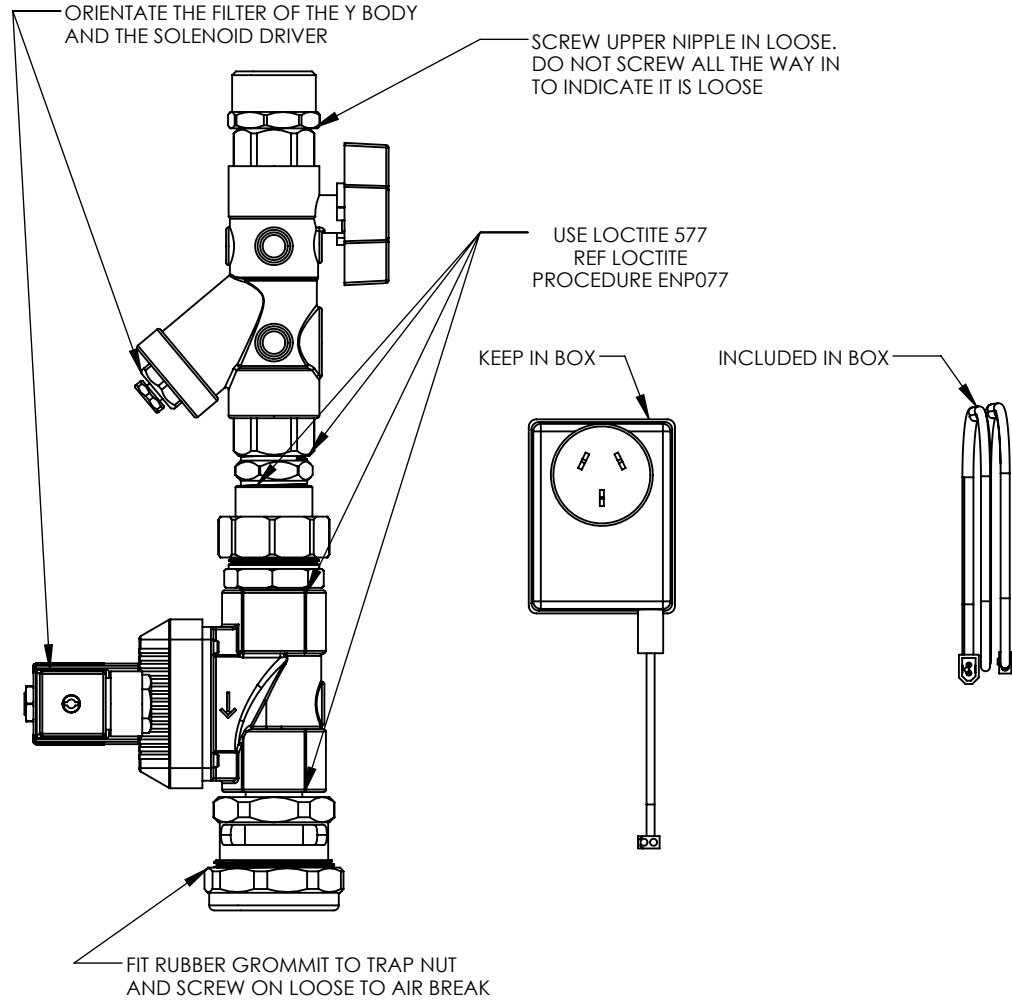
UNDO PIEZO CABLES AND FEED THROUGH PIEZO HOLE ON FASCIA

MOUNT PIEZO THROUGH THE FRONT OF THE FASCIA WITH RED FIBRE WASHER BETWEEN PIEZO NUT AND ON THE BACK OF THE FASCIA

FIX FASCIA TO FASCIA MOUNT AND FIX IN PLACE WITH TORX SCREWS



NOTE: INCLUDE TORX SCREW DRIVER BIT IN WITH EACH ASSEMBLY (672483)



**GENERAL NOTES:**

- REMOVE ALL BURRS AND SHARP EDGES UNLESS OTHERWISE STATED
- ALL THREADS TO BE CHAMFERED
- DIMENSIONS ARE IN mm's
- DO NOT SCALE OFF DIMENSIONS

**TOLERANCE EXCEPT WHERE STATED:**

- NO DECIMAL POINT  $\pm 0.2$
- ONE DECIMAL PLACE  $\pm 0.1$
- ANGLES  $\pm 1^\circ$

ENWARE RESERVES THE RIGHT TO AMMEND PRODUCT SPECIFICATIONS AND DESIGNS WITHOUT NOTICE


DRAWN	AC
CHECKED	YK
APPROVED	AC



This drawing is the property of Enware Australia Pty Ltd and may not be reproduced in full or part without the written consent of Enware Australia.



9 Endeavour Rd,  
Caringbah, NSW, 2229  
Ph. 61-2-9525-9511  
Fax. 61-2-9524-8421



**TITLE**  
**WC DUAL FLUSH DUCT ACCESS 3 STAR**

**DRAWING NUMBER:** EMF410M-3

**FINISH:**

SIZE: A4      SCALE: 1:3      SHEET: 3 OF 4

REVISION				
REV.	DATE	ECN	DESCRIPTION	MODIFIED BY
E	15/03/16	5412	ADDED EXTENSION CABLE 480222; P/N 480779 WAS 672374.	TD

A

B

C

D

1

2

3

4

1

2

3

4

A

B

C

D

1

2

3

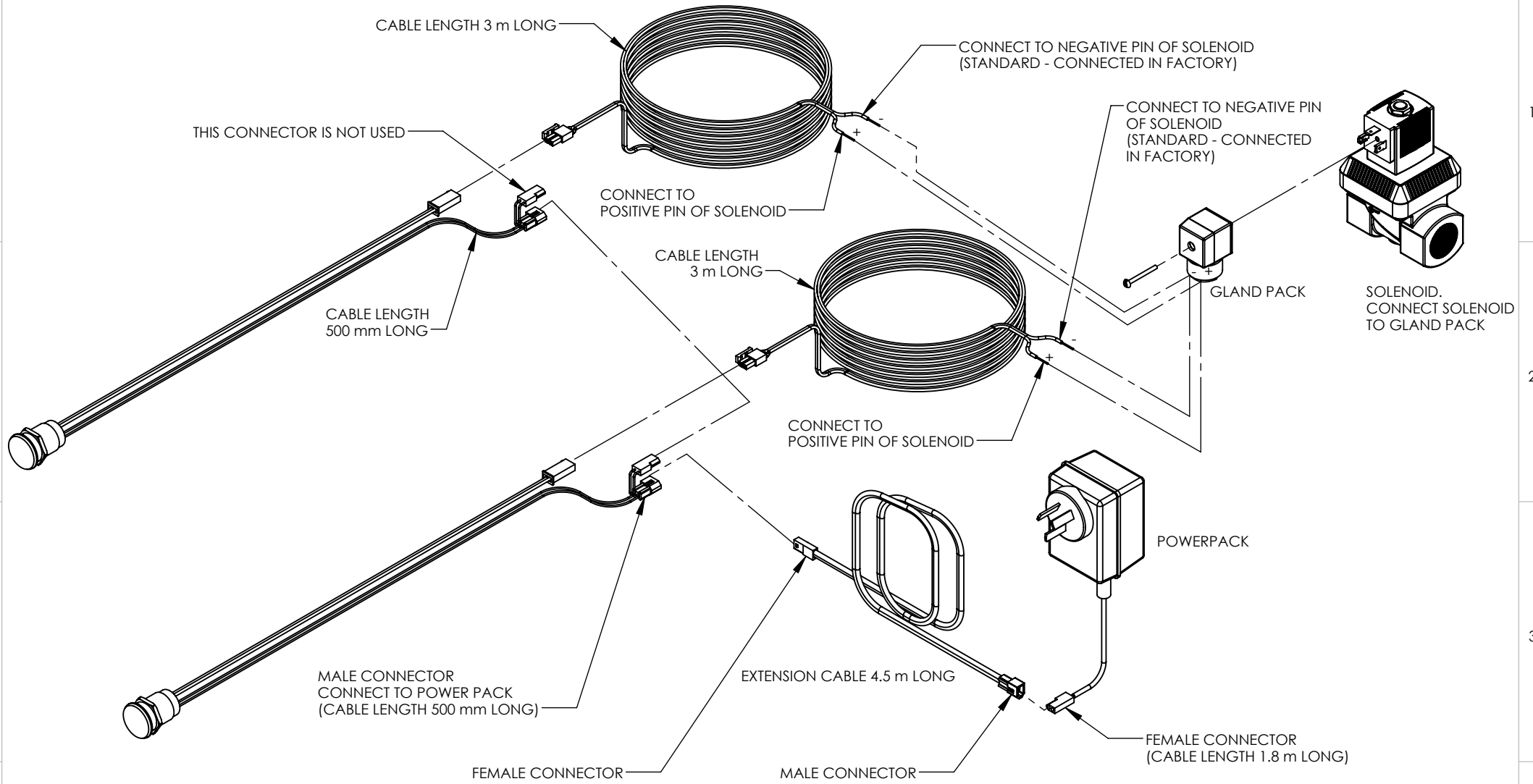
4

1

2

3

4



**GENERAL NOTES:**  
 - DIMENSIONS ARE IN mm's  
 - DO NOT SCALE OFF DIMENSIONS  
 - TAPWARE TOLERANCE  $\pm$  2 (EXCEPT WHERE STATED )  
 - SAFETY SANITARY AND CARE TOLERANCE  $\pm$  5 (EXCEPT WHERE STATED )

This drawing is the property of Enware Australia Pty Ltd and may not be reproduced in full or part without the written consent of Enware Australia.

DRAWN	AC
CHECKED	YK
APPROVED	AC

**ENWARE**  
 9 Endeavour Rd,  
 Caringbah, NSW, 2229  
 Ph. +61 2 8536 4000  
 Fax. +61 2 8556 4055

DRAWING NUMBER: **EMF410M-3** REV **E.00**  
 TITLE: **WIRING**  
 FINISH: SIZE: A4 SCALE: 1:4

A

B

C

D