

A

B

C

D

1

2

3

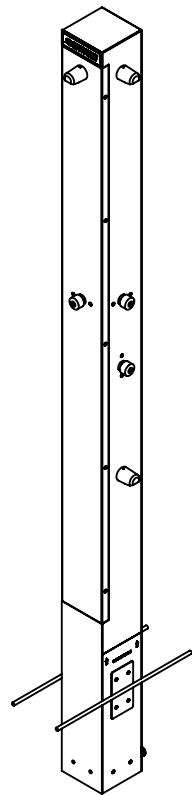
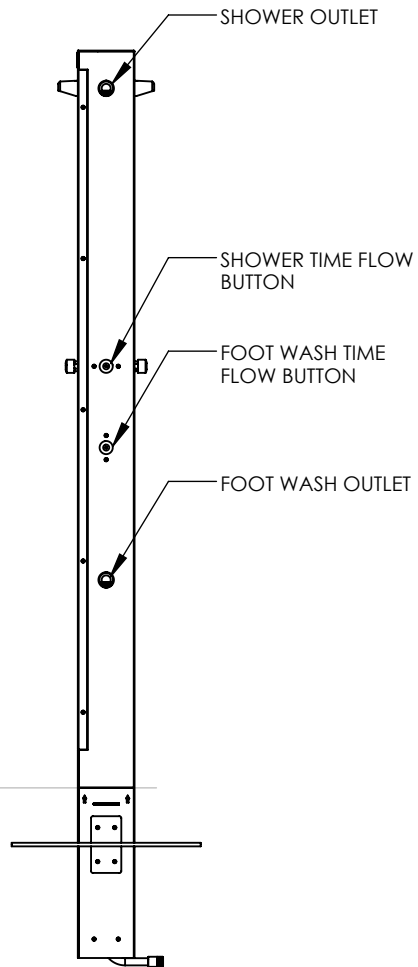
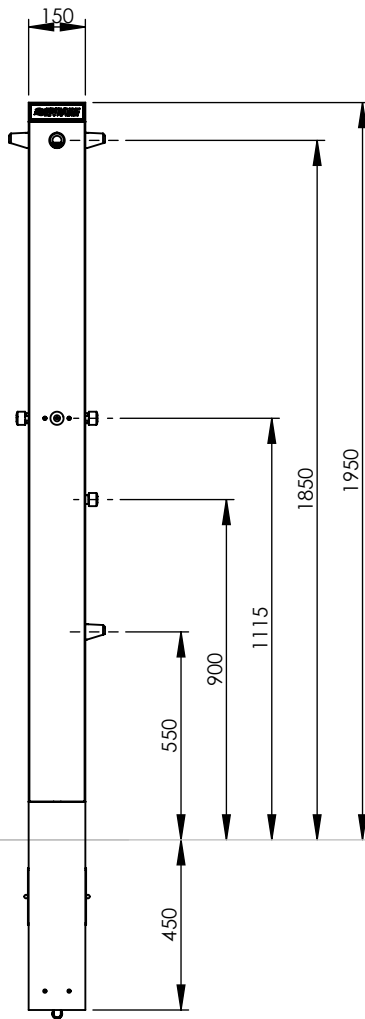
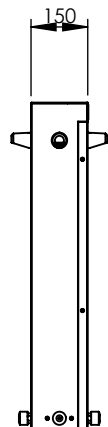
4

1

2

3

4



G3/4" (BSP) CONNECTION  
MULTI DIRECTIONAL

500

RODS FOR CEMENTING  
INTO THE GROUND

**Quality Endorsed Company**  
 AS/NZS ISO 9001  
 LIC No. 1213  
 Standards Australia  
 ENWARE RESERVES THE RIGHT TO  
 AMMEND PRODUCT  
 SPECIFICATIONS AND DESIGNS  
 WITHOUT NOTICE

**GENERAL NOTES:**  
 - DIMENSIONS ARE IN mm's  
 - DO NOT SCALE OFF DIMENSIONS  
 - TAPWARE TOLERANCE  $\nabla$  2 (EXCEPT WHERE STATED )  
 - SAFETY SANITARY AND CARE TOLERANCE  $\nabla$  5 (EXCEPT WHERE STATED )

This drawing is the property of Enware Australia Pty Ltd and may not be reproduced in full or part without the written consent of Enware Australia.

DRAWN	KN
CHECKED	CL
APPROVED	LR

**ENWARE**

9 Endeavour Rd,  
 Caringbah, NSW, 2229  
 Ph. +61 2 8536 4000  
 Fax. +61 2 8556 4055

DRAWING NUMBER: **ECS401**

REV **G.00**

TITLE:  
**COLUMN S/S FOUR SHOWER ONE FOOT**

FINISH:

SIZE: A4

SCALE: 1:20

A

B

C

D