

A


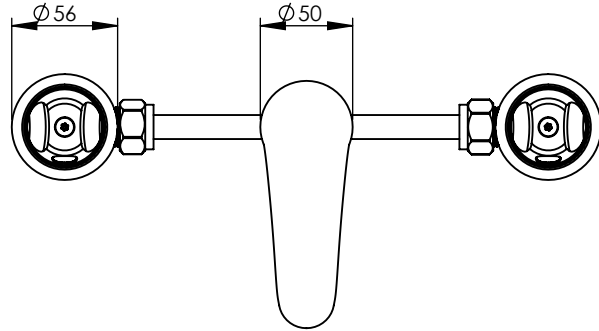
B

C

D

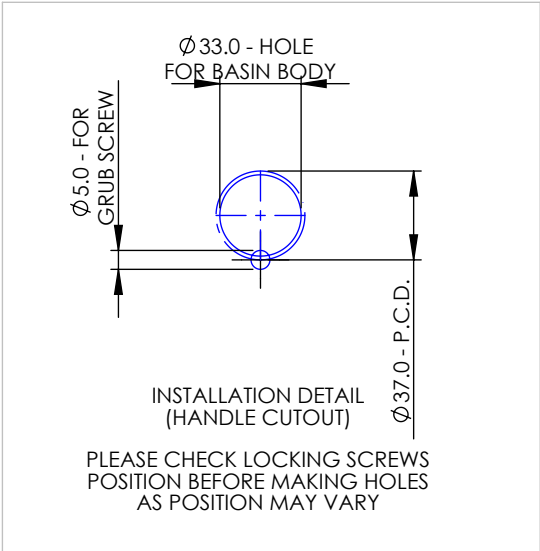
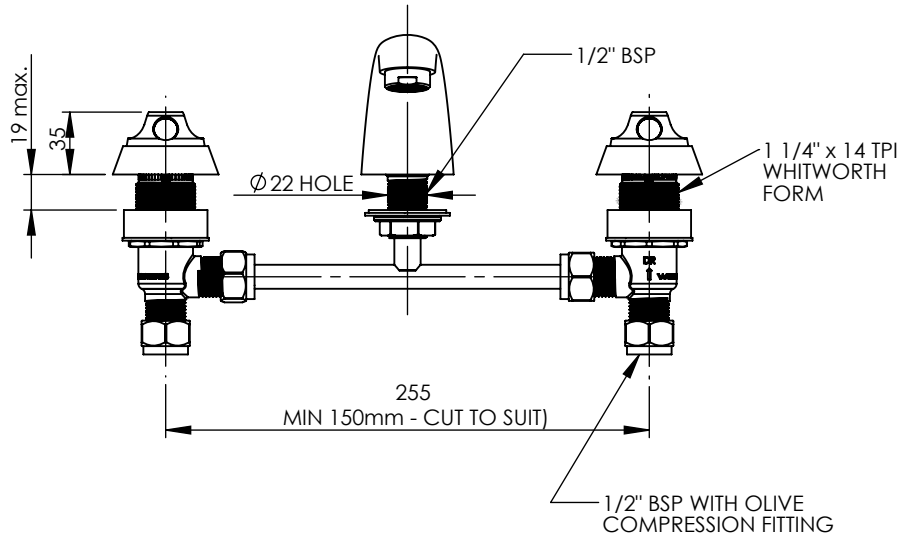
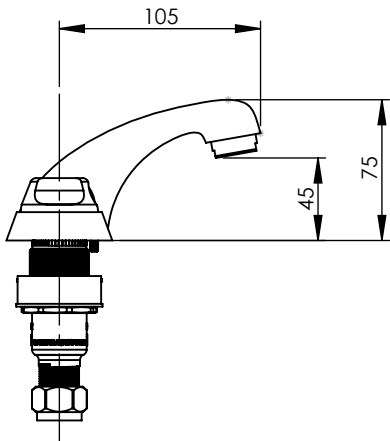
1

1



2

2



3

3

4

4



**GENERAL NOTES:**  
 - DIMENSIONS ARE IN mm's  
 - DO NOT SCALE OFF DIMENSIONS  
 - TAPWARE TOLERANCE / 2 (EXCEPT WHERE STATED )  
 - SAFETY SANITARY AND CARE TOLERANCE / 5 (EXCEPT WHERE STATED )

This drawing is the property of Enware Australia Pty Ltd and may not be reproduced in full or part without the written consent of Enware Australia.

DRAWN	AM
CHECKED	LR
APPROVED	ENW



9 Endeavour Rd, Caringbah, NSW, 2229  
 Ph. +61 2 8536 4000  
 Email: info@enware.com.au

DRAWING NUMBER: DET306	REV: D.00
DESCRIPTION: DET BASIN ST HOT COLD WITH SP003 SPOUT	
FINISH: CHROME PLATED	SIZE: A4 SCALE: 1:4

A

B

C

D