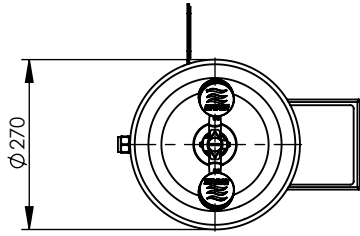


A

B

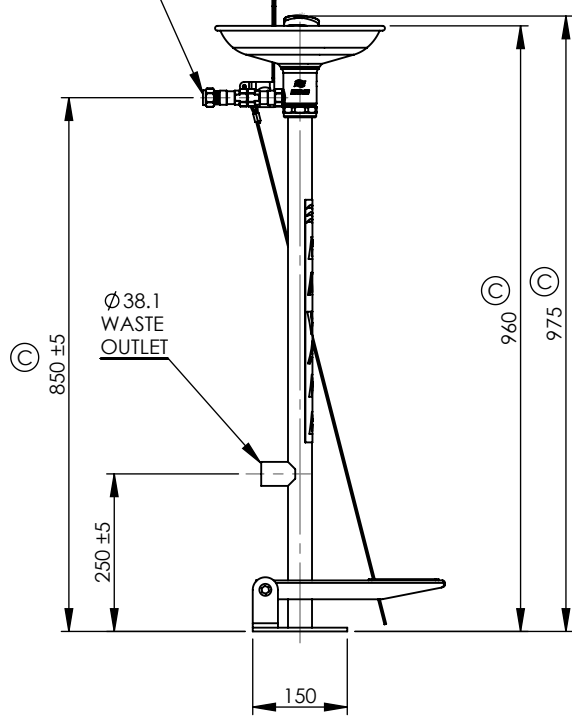
C

D



Ø 270

1/2" BSP WITH OLIVE COMPRESSION FITTING



Ø 38.1 WASTE OUTLET

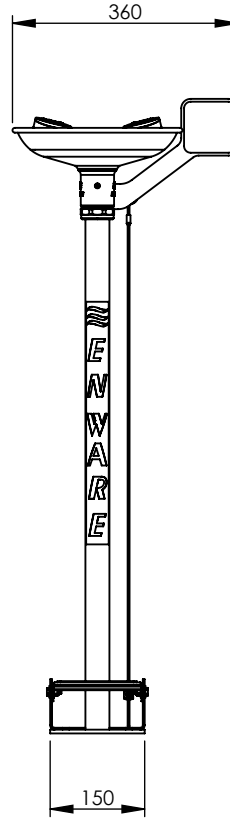
850 ± 5

250 ± 5

150

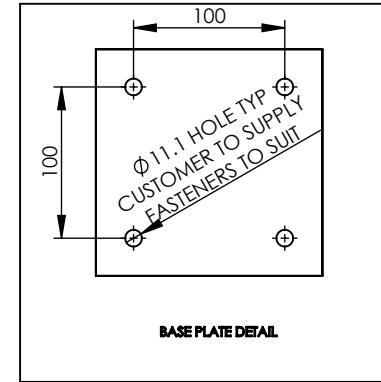
960

975




360

150



BASE PLATE DETAIL



GENERAL NOTES:

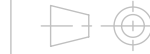
- REMOVE ALL BURRS AND SHARP EDGES UNLESS OTHERWISE STATED
- ALL THREADS TO BE CHAMFERED
- DIMENSIONS ARE IN mm's
- DO NOT SCALE OFF DIMENSIONS

TOLERANCE EXCEPT WHERE STATED:

- NO DECIMAL POINT √ 2
- ONE DECIMAL PLACE √ 1
- ANGLES √ 1°

ENWARE RESERVES THE RIGHT TO AMMEND PRODUCT SPECIFICATIONS AND DESIGNS WITHOUT NOTICE

DRAWN	KN
CHECKED	CL
APPROVED	LR



This drawing is the property of Enware Australia Pty Ltd and may not be reproduced in full or part without the written consent of Enware Australia.



9 Endeavour Rd, Caringbah, NSW, 2229 Ph. 61-2-9525-9511 Fax. 61-2-9524-8421



TITLE
S/S F/STND E/F WSH HND/FT OPERATE

DRAWING NUMBER: **EFE390**

FINISH:

SIZE: A4

SCALE: 1:12

SHEET: 1 OF 2

REVISION

REV.	DATE	ECN	DESCRIPTION	MODIFIED BY
A	2/11/11		FIRST ISSUE	
B	3/02/12		BOM CHANGED	KN
C	21/04/15	4852	794592 WAS 790481; 794595 WAS 794233; 794591 ADDED; 960 WAS 1000; 975 WAS 1025; 850 WAS 884	YK

A

B

C

D

1

1

2

2

3

3

4

4