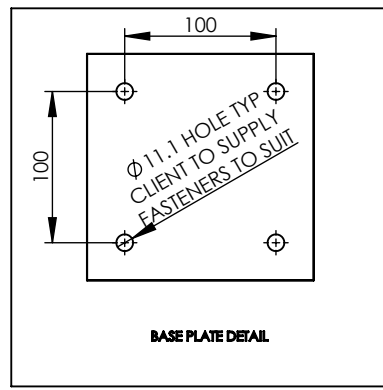
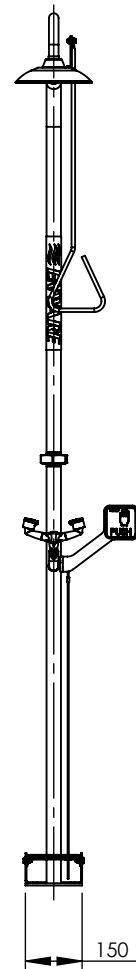
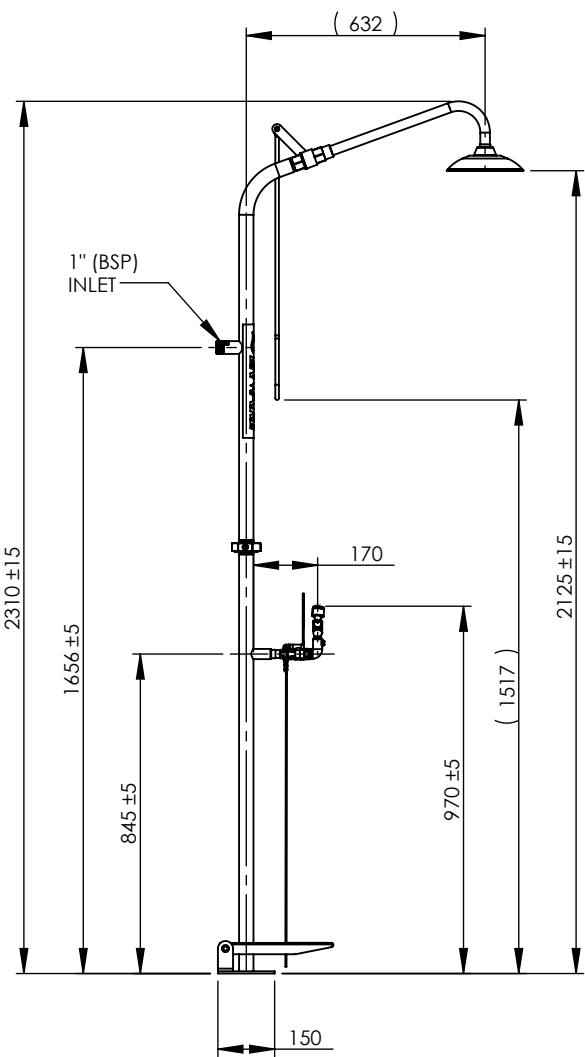
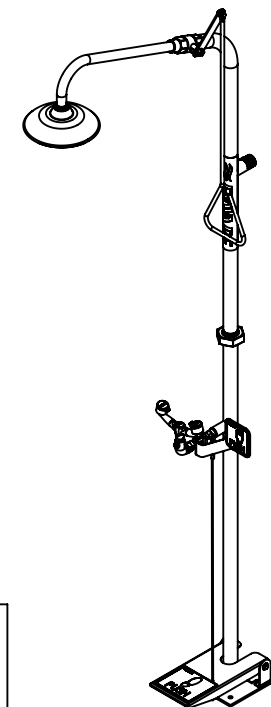
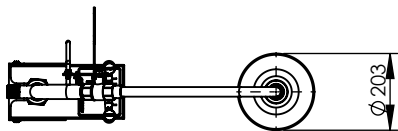


A

B

C

D



ENWARE RESERVES THE RIGHT TO AMMEND PRODUCT SPECIFICATIONS AND DESIGNS WITHOUT NOTICE

GENERAL NOTES:

- DIMENSIONS ARE IN mm's
- DO NOT SCALE OFF DIMENSIONS
- TAPWARE TOLERANCE / 2 (EXCEPT WHERE STATED)
- SAFETY SANITARY AND CARE TOLERANCE / 5 (EXCEPT WHERE STATED)

This drawing is the property of Enware Australia Pty Ltd and may not be reproduced in full or part without the written consent of Enware Australia.



9 Endeavour Rd, Caringbah, NSW, 2229 Ph. +61 2 8536 4000 Email: info@enware.com.au

DRAWING NUMBER	ENBE090	REV	F.0
DESCRIPTION	SS COMB SHWR H/F OP EYE/W NO BOWL		
FINISH:	SIZE: A4	SCALE:	1:20

A

B

C

D

1

2

3

4

1

2

3

4